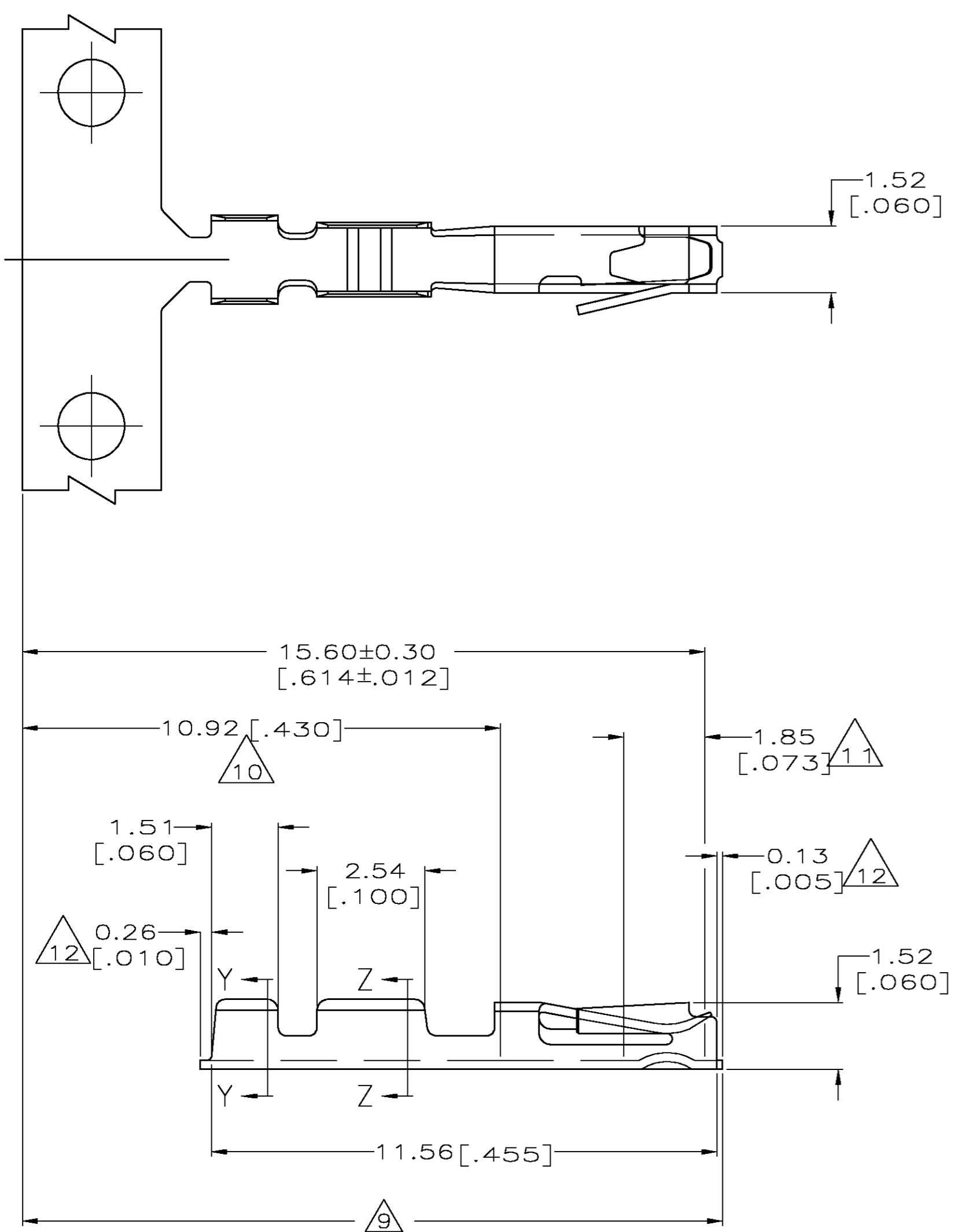
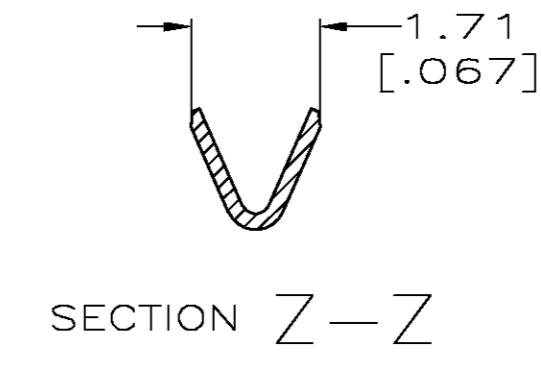
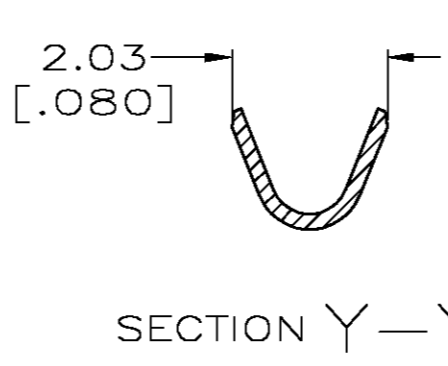


THIS DRAWING IS UNPUBLISHED. RELEASED FOR PUBLICATION
 © COPYRIGHT BY TYCO ELECTRONICS CORPORATION. ALL RIGHTS RESERVED.

LOC		DIST		REVISIONS			
P	LTR	DESCRIPTION		DATE	DWN	APVD	
	F	ADD 9- -0 & 9- -1 PER OS12-0217-03		18NOV03	AWF	AWF	



1. WIRE RANGE 22-26 AWG.
2. INSULATION RANGE 0.91-1.37 [.036-.054] DIA.
3. 0.00254 [.000100] MIN TIN-LEAD OVER 0.000762 [.000030] MIN NICKEL.
4. PREPLATED 0.00127 [.000050] MIN TIN-LEAD IN ZONES I & II, 0.000762 [.000030] MIN GOLD OVER 0.000762 [.000030] MIN NICKEL INLAY IN ZONE III.
5. PREPLATED 0.00127 [.000050] MIN TIN-LEAD IN ZONES I & II, 0.00127 [.000050] MIN GOLD OVER 0.000762 [.000030] MIN NICKEL INLAY IN ZONE III.
6. PREPLATED 0.00127 [.000050] MIN TIN-LEAD IN ZONES I & II, 0.000381 [.000015] MIN GOLD OVER 0.000762 [.000030] MIN NICKEL INLAY IN ZONE III.
7. PHOSPHOR BRONZE.
8. OBSOLETE.
9. ZONE I (OUTSIDE SURFACES).
10. ZONE II (INSIDE SURFACES).
11. ZONE III (INSIDE SURFACES).
12. MAXIMUM CUTOFF.
13. PREPLATED 0.00127 [.000050] MIN TIN IN ZONES I & II, 0.00127 [.000050] MIN GOLD OVER 0.000762 [.000030] MIN NICKEL INLAY IN ZONE III.



13	9-531224-1	9-531224-0
5	8 531224-9	8 531224-8
4	531224-7	531224-6
6	8 531224-5	8 531224-4
3	8 531224-3	8 531224-2
FINISH	LOOSE PIECE PART NO	STRIP PART NO

THIS DRAWING IS A CONTROLLED DOCUMENT.

DWN	B. HAYMAKER	25JAN99	 Tyco Electronics Corporation Harrisburg, PA, 17105	
CHK	S. BOLASH	25JAN99		
APVD	S. BOLASH	25JAN99		
PRODUCT SPEC	108-25031			
APPLICATION SPEC	114-25021		CONTACT, RECEPTACLE, HIGH PRESSURE, MINI-TANDEM SPRING	
MATERIAL	7	FINISH	3 4 5 6 13	
WEIGHT	-	SCALE	4:1	
CUSTOMER DRAWING	SIZE	A2	CAGE CODE	00779
	DRAWING NO	C=531224		
	RESTRICTED TO	-		
	SHEET	1	OF 1	
	REV	F		